



PENNINGTON®



SHOPPING FOR A BETTER BERMUDA?

PENNINGTON HAS THE SOLUTION!

BERMUDA: A STAPLE FOR SOUTHERN PASTURES & HAYFIELDS

Bermudagrass is an integral component of southern pasture and hay forage systems. As a summer perennial forage, bermuda is productive, durable and able to withstand heavy grazing pressure and weather extremes often seen in many areas of the U.S. With good management and favorable weather, bermuda can produce crude protein levels ranging from 8-16% and total digestible nutrient (TDN) content of 55% or higher.

Following a well established tradition of offering superior forages, Pennington Seed markets a premium line of seeded bermudagrass products including Cheyenne II, Mohawk and Tierra Verde. Each produces top yields for hay or grazing and has excellent digestibility and palatability.

Seeded bermuda varieties offer numerous advantages over hybrid varieties, that must be established by sprigging, including faster establishment and less initial cost per acre. Seeded varieties also offer greater planting flexibility and approximately 300 times more plants per square foot when planted than is provided by sprigging. In addition, they work well for the do-it-yourself farmer who may wish to establish

just a few acres using existing equipment. With an extensive dealer network, Pennington® bermudagrass seed is readily available from a nearby store in most areas of the country.

Each variety or blend of Pennington® bermudagrass features Pennington's exclusive Penkoted® seed coating. This unique coating contains a fungicide and growth stimulant that combine to enhance early drought tolerance, speed up germination and improve seedling growth and survival. The resulting deeper and stronger root system helps ensure a thicker and healthier stand of bermudagrass. It should be noted that Pennington® seeded bermudas are improved, stable varieties that will not revert to common.

CHEYENNE II
HIGHLY PRODUCTIVE & PALATABLE FORAGE AND HAY
FOR ALL CLASSES OF GRAZING LIVESTOCK

Mohawk
Bermudagrass with Cold Tolerance

**TIERRA
VERDE**
All-Purpose Bermudagrass Seed Blend

HIGH YIELDING | EASILY PLANTED | EXCELLENT QUALITY | ESTABLISHES QUICKLY



For more information, please contact Pennington Seed 1-800-285-SEED or www.pennington.com
Follow us on Facebook at *Pennington Seed Forage Products*

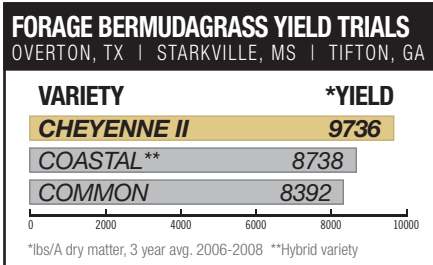
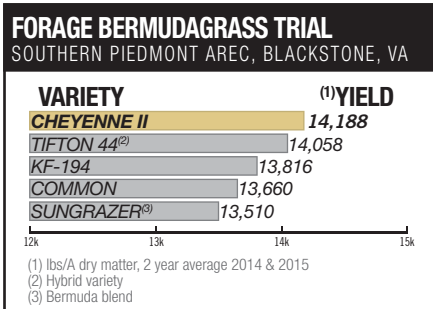




PENNINGTON'S BEST SEEDED BERMUDA VARIETY

Cheyenne II is an exclusive, certified hybrid variety of seeded bermudagrass developed through a cooperative relationship between Seeds West, Inc. and Texas A&M University. It is a single variety so it will not revert to common bermuda or change over time. Cheyenne II provides high yields, outstanding palatability and excellent leafiness for use as pasture grazing or high quality hay production.

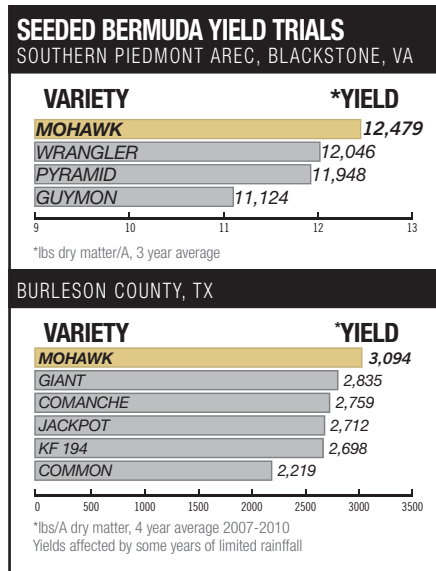
- High yielding
- Excellent for grazing and hay production
- Highly palatable and digestible
- Deep rooted – Good heat and drought tolerance
- Improved, single variety – not a blend
- Will not revert to common



TOP YIELDS & IMPROVED COLD TOLERANCE

Developed by Dr. Lincoln Taylor at Virginia Tech, Mohawk is one of the most cold tolerant bermuda varieties available. With its fine leaf and stem characteristics, Mohawk offers highly palatable, premium quality forage for both grazing and hay production. When compared to other popular seeded bermudas, Mohawk is a consistent and proven top performer. (See tables.) With superior cold tolerance, it is well adapted from the southern areas of California, Oklahoma and Missouri, throughout the Southeast and northward to Virginia.

- Consistent Top Performer
- Leafy and Fine Stemmed – Highly Palatable
- Excellent for Grazing and Hay
- Strong Seedling Vigor – Establishes Quickly
- Greater Cold Tolerance



ECONOMICAL, ALL-PURPOSE BERMUDA BLEND

Tierra Verde bermuda blend features two of Pennington's improved bermudagrass products - Mohawk and the Sahara II Brand. Developed at Virginia Tech for improved cold tolerance, Mohawk combines outstanding forage yield with excellent quality. Its fine leaf trait gives superior forage palatability and digestibility. Like Mohawk, Sahara II produces top yields of quality forage. It develops into a thick sod resulting in excellent durability and wear tolerance. It is well suited for high traffic sites such as arenas, pasture lanes and other highly maintained areas. Mohawk and Sahara II both feature rapid emergence, quick cover and improved drought and heat tolerance traits. This unique, versatile blend contains 50% hulled and 50% unhulled seed thus allowing a wide planting window from spring to early fall. With the combined traits of Mohawk and Sahara II, Tierra Verde provides a productive and durable bermudagrass blend for pastures, hayfields and landscape areas. It is also well suited for vegetative erosion control plantings.

- Top Yields
- Dense Forming Sod
- Superior Cold Tolerance
- Wide Planting Window
- Rapid Emergence and Quick Cover
- Excellent Durability and Wear
- Multiple Use: Hay, Grazing, Landscape and Vegetative Erosion Control

ESTABLISHING SEEDED BERMUDAGRASS

RATE: FOR FORAGE PRODUCTION: 15 lbs/A drilled or broadcast for new stands or 8-12 lbs/A to thicken existing stands.

FOR MAINTAINED AREAS: 40-80 lbs/A (1-2 lbs/1000 sq. ft.)

DEPTH: 1/8 inch

DATE: Late spring when soil temperatures reach 65° F or above at a 4" depth thru early summer. Fall plantings may be successful in certain regions of the U.S. (Consult with the local University Extension Office for recommended planting dates for the specific area.)

FERTILIZATION: Apply 25-35 lbs/acre nitrogen as a starter fertilizer at planting. Lime soil to a pH of 6.0-6.5 and follow soil test recommendations for P & K.

METHOD: Plant when soil moisture is adequate. For summer plantings, do not plant when ambient temperatures are expected to be above the middle 90's. If weeds become problematic, periodically mow to reduce competition with the seedling bermuda. To further reduce weed competition, delay the application of fertilizers containing nitrogen until the bermuda seedlings have fully emerged.

BROADCAST: CLEAN-TILLED GROUND

- Prepare the ground well in advance. This allows the first flush of crabgrass and other weed competition to germinate and be killed by an application of a non-residual and non-selective herbicide like glyphosate before planting bermudagrass seed.
- Clean-till the area with a disk, then level and smooth the area. Use a culti-packer to prepare a firm seedbed before planting. Several passes may be necessary to achieve proper firmness.
- Broadcast the seed and cultipack once more to get good seed to soil contact. Bermudagrass seed will not germinate in a fluffy, loose seedbed.

FOR NO-TILL DRILL

- Take added precaution to ensure seed is not dropping too deep; 1/8" or less is ideal. One method to prevent deep planting is to pull the drill's drop tubes out of the openers and let the seed fall behind the opener to be pressed into the loosened soil by the press wheel.
- Ensure that existing residue is not too thick for seedlings to emerge and that the seed is making good soil contact beneath the residue.

TO THICKEN EXISTING STANDS

If seed is to be broadcast, loosen the soil surface in the bare areas prior to seeding by scratching with a finger drag or by light disking. After seed is broadcasted, use a culti-packer or similar roller device to press the seed into the soil and to firm the ground. If using a no-till drill, see instructions for No-Till Drill.